

# 6 inch ROUND DOOR SWITCHES

(152 mm)



## 6 inch ROUND Surface Mounts (152 mm)

### WKS 6

9 1/2" X 1" (241 X 25 mm) 7/8" Inside Depth (22.2 mm)

Functional and Decorative. Tamper-resistant WIK-SCUTCHEON dresses up the appearance of switches in prestigious buildings. Also used to prevent hand propelled vehicles from shearing switches off the wall in hospitals and other institutions. Available in all the same finishes as the Wikk switches. Can be notched for wire mold if requested.




**A WIKK EXCLUSIVE!**

### SURF 6R

4 1/2" X 4 1/2" X 1 3/4" O.D. (114 X 114 X 44 mm)  
1 5/8" Inside Depth (38 mm)

Brown phenolic box with adapter plate. Accommodates wired or wireless operation.



### N6RS SURFACE MOUNT

6 7/16" X 2 1/8" O.D. (163.5 X 55 mm)  
1 7/8" Inside Depth (48 mm)

Places the switch and face plate entirely within a protective impact-resistant black thermoplastic enclosure. Accommodates wired or wireless operation.



SHOWN WITH SWITCH (Sold separately)

### N6RF FLUSH MOUNT

6 7/16" X 2 1/8" O.D. (163.5 X 55 mm)  
1 7/8" Inside Depth (48 mm)

Same enclosure as the N6RS Surface mount, but with a built-in 7/8" trim ring and mounting bracket.



### N6WR Weather Resistant Gasket

provides a self-sealing barrier from moisture entering cavity of mounts.




← Same Mounts as SQUARE, to left:

4 X 4 BOX SLEEVE mounted with switch



SURF 6/M and SURF 6/P
















































SS BOX 4 & 6



LEGEND	CATALOG NO.
Plain - No Legend	6R-1 
PUSH TO OPEN (Black Infill)	6R-2 
 PUSH TO OPEN (Blue Infill)	6R-3 
 PUSH TO OPEN (Blue Infill) ←	6R-3AL 
 PUSH TO OPEN (Blue Infill) →	6R-3AR 
PRESS TO OPERATE (Black Infill)	6R-4 
 (Blue Infill)	6R-5 
PRESS TO OPEN DOOR (Black Infill)	6R-6 
POUSSEZ POUR OUVRIR (Blue Infill)	6R-8 
 POUSSEZ POUR OUVRIR (Blue Infill)	6R-9 
PUSH TO OPEN DOOR (Black Infill)	6R-10 

All 6" Round Switches can be mounted on Square Bollards. (See page 12 for Square Bollard details.)

# Switch Mount Product Compatibility Guide

SWITCHES	SURFACE MOUNTS								
<b>4R</b> 	<b>WKS-4</b> 7 <sup>1</sup> / <sub>4</sub> " X 1 <sup>1</sup> / <sub>4</sub> " O.D. (184 X 30 mm) 1" Inside Depth (25 mm)		<b>WKS-4RF</b> 7 <sup>13</sup> / <sub>16</sub> " X 1 <sup>9</sup> / <sub>16</sub> " O.D. (198.4 X 39.7 mm) 1 <sup>25</sup> / <sub>64</sub> " Inside Depth (35.5 mm) *		<b>SURF 4R</b> 2 <sup>3</sup> / <sub>4</sub> " X 4 <sup>1</sup> / <sub>2</sub> " X 1 <sup>11</sup> / <sub>16</sub> " O.D. (70 X 114 X 43 mm) 1 <sup>9</sup> / <sub>16</sub> " Inside Depth (40 mm) *		<b>N4RS, N4RF</b> 5" X 2 <sup>1</sup> / <sub>8</sub> " O.D. (127 X 54.17 mm) 2" Inside Depth (51 mm) *		<b>SQ BOLL</b>  *
<b>4X4</b> 	<b>SURF 4/M</b> 4 X 4 X 1 <sup>1</sup> / <sub>8</sub> " O.D. (102 X 102 X 29 mm) 1 <sup>1</sup> / <sub>8</sub> " Inside Depth (29 mm)		<b>SURF SQ 4 &amp; 6</b> 4 <sup>1</sup> / <sub>2</sub> " X 4 <sup>1</sup> / <sub>2</sub> " X 1 <sup>5</sup> / <sub>8</sub> " O.D. (114 X 114 X 41 mm) 1 <sup>3</sup> / <sub>8</sub> " Inside Depth (35 mm) *		<b>SS BOX 4 &amp; 6</b> 4" X 4" X 1" O.D. (102 X 102 X 25 mm) 1 <sup>5</sup> / <sub>16</sub> " Inside Depth (25 mm)		<b>SQ BOLL</b>  *		
<b>KS-4</b> 	<b>SURF 4/M</b> 4" X 4" X 1 <sup>1</sup> / <sub>8</sub> " O.D. (102 X 102 X 29 mm) 1 <sup>1</sup> / <sub>8</sub> " Inside Depth (29 mm)		<b>SURF SQ 4 &amp; 6</b> 4 <sup>1</sup> / <sub>2</sub> " X 4 <sup>1</sup> / <sub>2</sub> " X 1 <sup>5</sup> / <sub>8</sub> " O.D. (114 X 114 X 41 mm) 1 <sup>3</sup> / <sub>8</sub> " Inside Depth (35 mm) *		<b>SQ BOLL</b>  *				
<b>6R</b> 	<b>WKS-6</b> 9 <sup>1</sup> / <sub>2</sub> " X 1" O.D. (241 X 25 mm) 7 <sup>7</sup> / <sub>8</sub> " Inside Depth (22.2 mm)		<b>SS BOX 4 &amp; 6</b> 4" X 4" X 1" O.D. (102 X 102 X 25 mm) 1 <sup>5</sup> / <sub>16</sub> " Inside Depth (25 mm)		<b>SURF 6R</b> 4 <sup>1</sup> / <sub>2</sub> " X 4 <sup>1</sup> / <sub>2</sub> " X 1 <sup>3</sup> / <sub>4</sub> " O.D. (114 X 114 X 44 mm) 1 <sup>1</sup> / <sub>2</sub> " Inside Depth (38 mm) *		<b>4 X 4 BOX SLEEVE</b> 4" X 4" X 1 <sup>5</sup> / <sub>8</sub> " O.D. (114 X 114 X 41 mm) 1 <sup>5</sup> / <sub>8</sub> " Inside Depth (41 mm)		
	<b>SURF 6/P Plastic</b> 4" X 4" X 3 <sup>3</sup> / <sub>4</sub> " O.D. (102 X 102 X 19 mm) 3 <sup>3</sup> / <sub>4</sub> " Inside Depth (19 mm) *		<b>SURF 6/M</b> 4" X 4" X 3 <sup>3</sup> / <sub>4</sub> " O.D. (102 X 102 X 19 mm) 3 <sup>3</sup> / <sub>4</sub> " Inside Depth (19 mm) *		<b>N6RS, N6RF</b> 6 <sup>7</sup> / <sub>16</sub> " X 2 <sup>1</sup> / <sub>8</sub> " O.D. (153 X 51 mm) 1 <sup>7</sup> / <sub>8</sub> " Inside Depth (26 mm) *		<b>SQ BOLL</b>  *		
<b>6X6</b> 	<b>SS BOX 4 &amp; 6</b> 4" X 4" X 1" O.D. (102 X 102 X 25 mm) 1 <sup>5</sup> / <sub>16</sub> " Inside Depth (25 mm)		<b>SURF SQ 4 &amp; 6</b> 4 <sup>1</sup> / <sub>2</sub> " X 4 <sup>1</sup> / <sub>2</sub> " X 1 <sup>5</sup> / <sub>8</sub> " O.D. (114 X 114 X 44 mm) 1 <sup>3</sup> / <sub>8</sub> " Inside Depth (35 mm) *		<b>4 X 4 BOX SLEEVE</b> 4" X 4" X 1 <sup>5</sup> / <sub>8</sub> " O.D. (114 X 114 X 41 mm) 1 <sup>5</sup> / <sub>8</sub> " Inside Depth (41 mm)				
	<b>SURF 6/P Plastic</b> 4" X 4" X 3 <sup>3</sup> / <sub>4</sub> " O.D. (102 X 102 X 19 mm) 3 <sup>3</sup> / <sub>4</sub> " Inside Depth (19 mm) *		<b>SURF 6/M</b> 4" X 4" X 3 <sup>3</sup> / <sub>4</sub> " O.D. (102 X 102 X 19 mm) 3 <sup>3</sup> / <sub>4</sub> " Inside Depth (19 mm) *		<b>SQ BOLL</b>  *				
<b>SPB</b> 	<b>SURF SFA</b> 2 <sup>3</sup> / <sub>4</sub> " X 4 <sup>1</sup> / <sub>2</sub> " X 1 <sup>5</sup> / <sub>8</sub> " O.D. (70 X 114 X 41 mm) 1 <sup>1</sup> / <sub>2</sub> " Inside Depth (38 mm) *		<b>SQ BOLL</b>  *						
<b>SFA</b> 	<b>SURF SFA</b> 2 <sup>3</sup> / <sub>4</sub> " X 4 <sup>1</sup> / <sub>2</sub> " X 1 <sup>5</sup> / <sub>8</sub> " O.D. (70 X 114 X 41 mm) 1 <sup>1</sup> / <sub>2</sub> " Inside Depth (38 mm) *		<b>SQ BOLL</b>  *						
<b>KS-P</b> 	<b>SURF SFA</b> 2 <sup>3</sup> / <sub>4</sub> " X 4 <sup>1</sup> / <sub>2</sub> " X 1 <sup>5</sup> / <sub>8</sub> " O.D. (70 X 114 X 41 mm) 1 <sup>1</sup> / <sub>2</sub> " Inside Depth (38 mm) *		<b>SURF 4R</b> 2 <sup>3</sup> / <sub>4</sub> " X 4 <sup>1</sup> / <sub>2</sub> " X 1 <sup>11</sup> / <sub>16</sub> " O.D. (70 X 114 X 43 mm) 1 <sup>9</sup> / <sub>16</sub> " Inside Depth (40 mm) *		<b>SQ BOLL</b>  *				
<b>NS</b> 	<b>AA</b> 	<b>KS-N</b> 	<b>JSB</b> 1 <sup>3</sup> / <sub>4</sub> " X 4 <sup>9</sup> / <sub>16</sub> " X 1 <sup>3</sup> / <sub>4</sub> " O.D. (44 X 116 X 44 mm) 1 <sup>5</sup> / <sub>8</sub> " Inside Depth (41 mm) *		<p style="text-align: right;">* = Suitable for <b>Wikk Wireless</b></p>				

## Switch Cover Finishes



SATIN STAINLESS STEEL (US32D) Standard



MIRROR STAINLESS STEEL (US32)



SATIN BRONZE (US4)



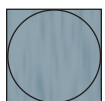
MIRROR BRONZE (US3)



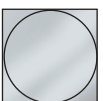
OIL RUBBED ANTIQUE BRONZE (US10B)

## Square & Round Bollard Finishes

These finish colors are printer's reproductions and may vary from actual colors. Call for samples.



SATIN STAINLESS STEEL (US32D)



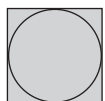
MIRROR STAINLESS STEEL (US32)



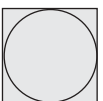
DARK BRONZE ANODIZED ALUMINUM



BLACK ANODIZED ALUMINUM



MILL ALUMINUM FINISH FOR PAINTING



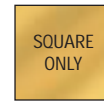
CLEAR ANODIZED ALUMINUM



SQUARE ONLY LIGHT BRONZE ANODIZED ALUMINUM



SQUARE ONLY SATIN BRONZE (US4)



SQUARE ONLY MIRROR BRONZE (US3)